



PRESENTATION

ON GMDC ACTIVITIES



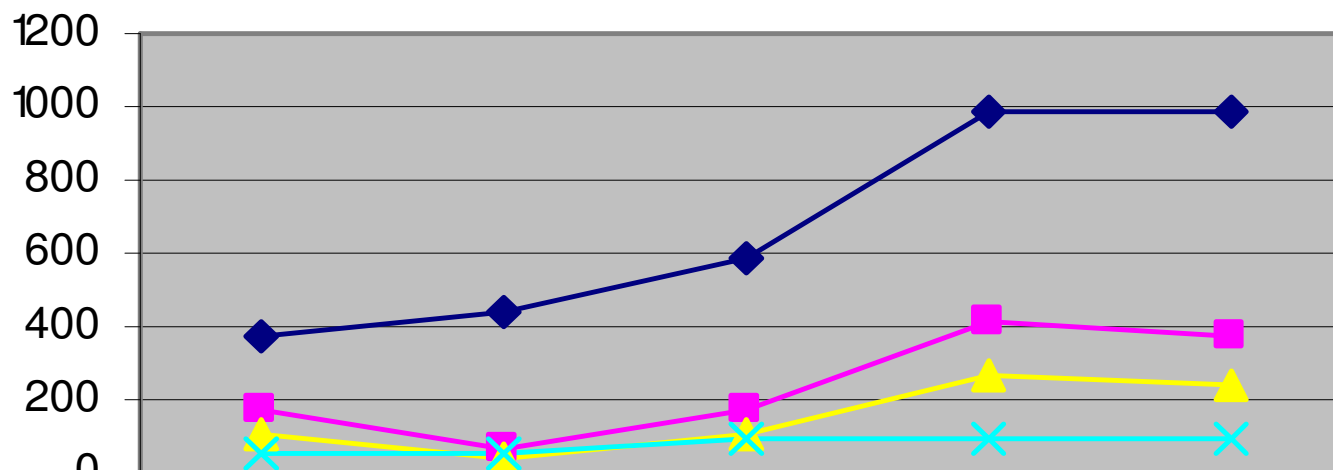


Power • Fuels • Minerals

FINANCIAL PERFORMANCE

Rs. In Crore

Amount in Rs. Crore



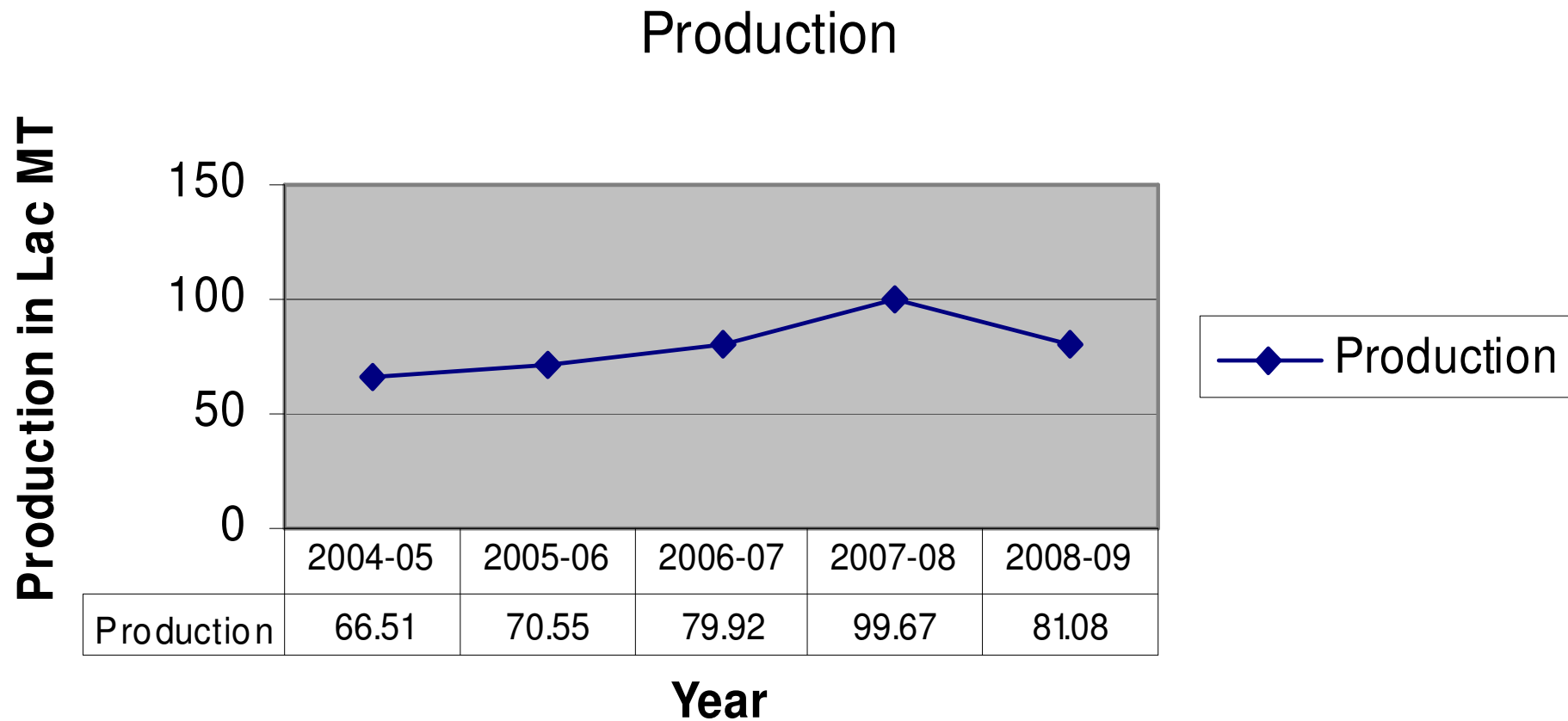
◆ Turnover	369	434	589	981	981
■ PBT	168	67	168	408	370
▲ PAT	103	42	109	264	236
× Dividend in %	50	60	100	100	100

Year



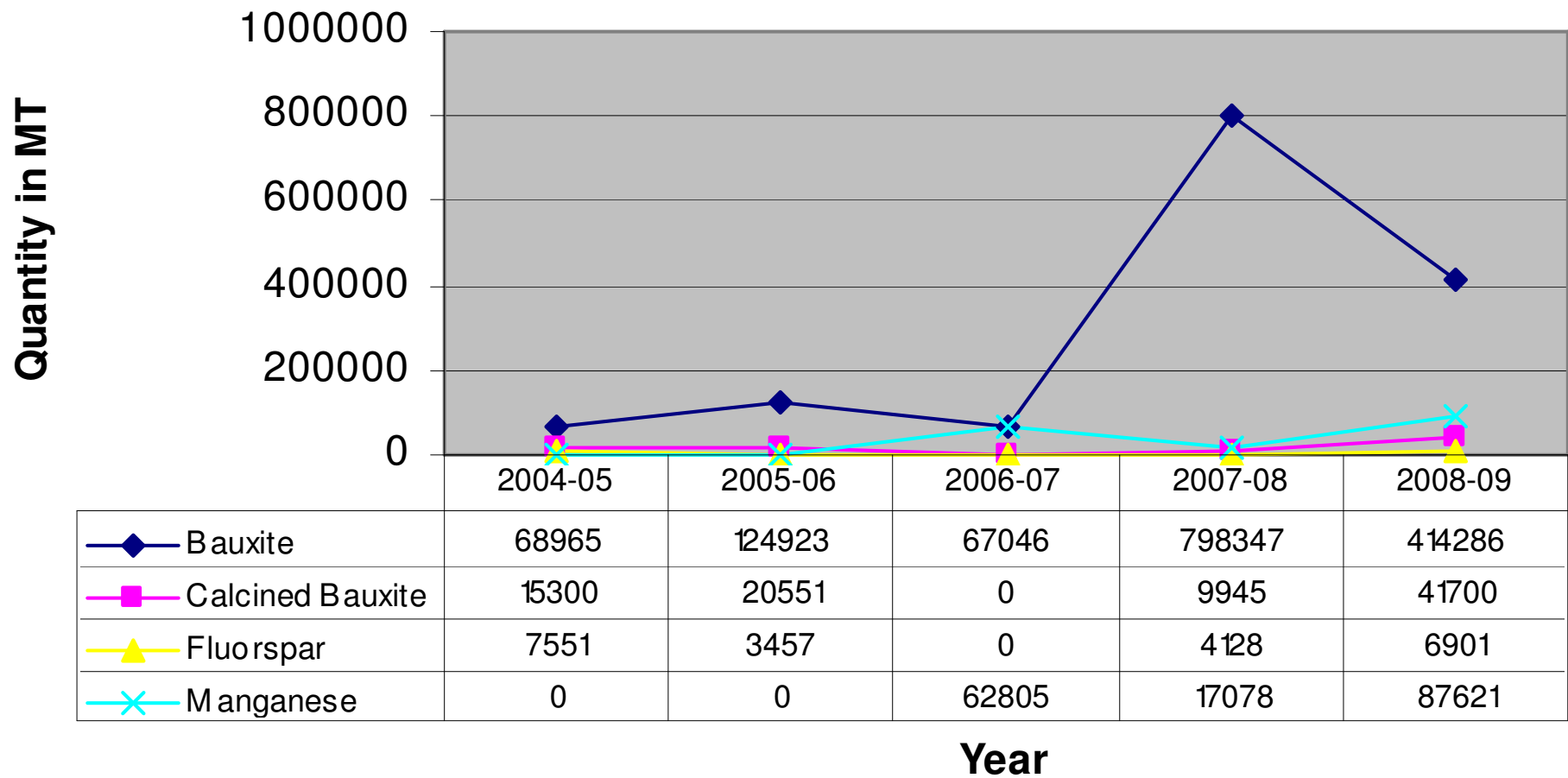
LIGNITE PRODUCTION

Fig in Lac MT



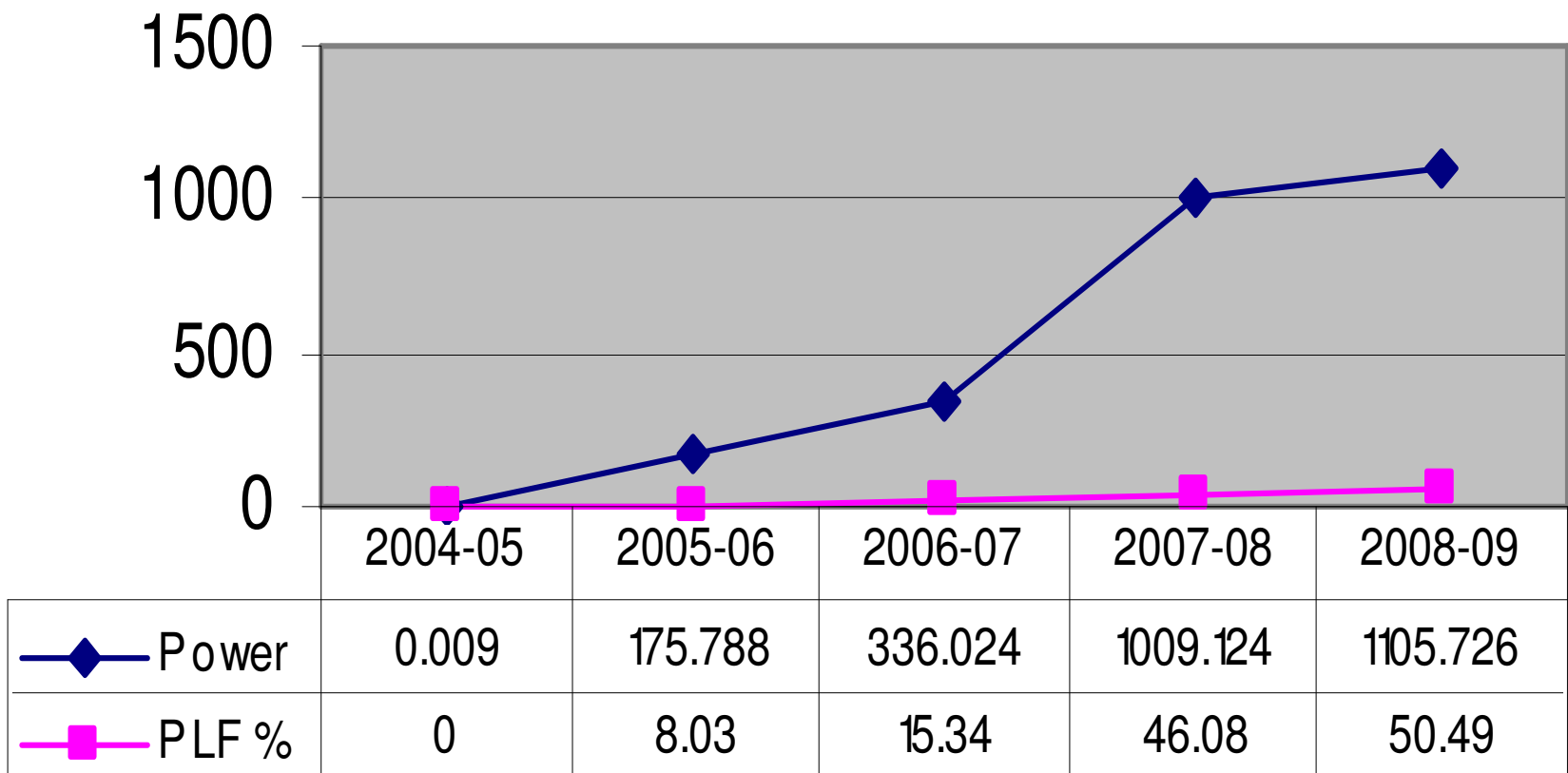


OTHER PRODUCTS PRODUCTION





Power • Fuels • Minerals Power Generation



Year



I. T. - IMPLEMENTATION OF ERP

- GMDC will be the first mining company to implement ERP for end-to-end IT solutions at all locations /projects
- Target to make ERP live by Oct. 2010
- Introduction of e-royalty payment in Lignite Mine.
- Data centre and Broad Band connectivity with all mines is under process.
- Implementation of Tele-medicine at our projects and connected with Apollo Hospital with Satellite link for super speciality treatment and expert medical services
- E-tendering process successfully implemented.

RECENT DEVELOPMENT



Commissioning of Wind Mill Projects

19.5 MW Wind farm installed near Maliya in Rajkot Distt. Power generation has started in Sept. 09.

FUTURE PROJECTS



- GMDC has been allocated two coal blocks namely Morga – II and Naini by Govt. of India.
- Power plant of cap. 2750 MW can be set up based on Morga – II coal block and 1750 MW from Naini.
- Developing Coke Oven plant in Gujarat in JV with M/s. Sunflag Iron & Steel Industries based on the coal blocks to be allocated by Govt. of India.
- Setting up of 2.4 MTPA cement plant in JV with Jaiprakash Associates, New Delhi .



FUTURE PROJECTS

- Setting up of 2000 TPD beneficiation project (Lead, Zinc and Copper) near Deri in Rajasthan in JV with Binani Industries and RSMM.
- Setting up of 80 MW Lignite based CPP in JV with M/s. Gokul
- Setting up of 2 Alumina Project in JV.
- Bauxite mining in JV with M/s. Sierra Leone


Exploration And Mining Company at Sierra Leone

FUTURE PROJECTS



- Executed MOU with M/s. Rachana Global LDA to carry out Coal mining in JV at Mozambique.
- Setting up of a Single 40,000 MTPA of Fluorspar beneficiation plant in JV with Gujarat Fluoro and Navin Fluorine.
- Development of Wind Farm of 80.5 MW capacity (2009-2010).
- UCG projects jointly with M/s. Singareni Collieries Limited in JV with GIPCL.

PLANING OF NEW PROJECTS



Sr. No	Name of Mineral	Mine	Reserves in Mill.T	Production cap./Yr.	Expected year of comm,
1	Lignite	i) Umarsar (Kutch)	22	1 MTPA	09-10
		ii) Lakhpat-Dhedhadi (Kutch)	50	1.5 MTPA	2010-11
		iii) Damlai-Padal (Bharuch)	19	1.5 MTPA	2010-11
		iv) Gala (Surat)	29	1.5 MTPA	2011-12
2	Fluorspar	Kadipani (Addl. 32 Hect.)	4	0.1 MTPA	2009-10
3	Lead, Zinc, Copper	Ambaji	7	0.2 MTPA	2010-11
4	Bauxite	i) Mewasa Jamnagar	0.70	0.1 MTPA	2009-10
		II) Punadi-Tumbadi,	1.00	0.1 MTPA	2011-12
		iii) Ratadia-Nagrecha	1.00	0.1 MTPA	2011-12
		iv) Sheradi in Kutch	0.50	0.05 MTPA	2011-12



CORPORATE SOCIAL RESPONSIBILITY

Financial help provided against Natural Calamities

- a) South India Tsunami - Rs. 1.00 Crore (2004-05)

- b) Surat Flood Aid – Rs. 2.00 Crore (2006-07)

- c) Bihar flood Aid – Rs. 34.12 Lacs (2008-09)

CORPORATE SOCIAL RESPONSIBILITY



- a) Construction of Dayapar-Ghaduli-Dhreshi-Panandhro road costing Rs. 13.87 crore (100% contribution by GMDC)
- b) Resurfacing of Mata-No-Madh-Dayapar road at a cost of Rs. 3.45 crore (50% contribution by GMDC).
- c) Construction of school rooms in villages Nani Chher, Moti Chher and Shinapar at a cost of Rs. 16,63,624.00
- d) Raising of cause way on Lakhpat-Koteshwar road costing Rs. 13,50,000/-
- e) Resurfacing of Rajpardi-Padvania road at a cost of Rs. 56.86 lac (50% contribution by GMDC).
- f) Deepening of Rato-Hamirsar Lake at a total cost of Rs. 19,50,000/-.
- g) Patch work of Khirasar dam at a total cost of Rs. 4,94,000
- h) Construction of SKV Nagar School building at a total cost of 29,62,000/-.

GMDC is keenly applying afforestation programme at the cost of Rs. 5.35 crore at different projects as mentioned below :



Sr. No	Year	Area in Hect.	No. of Plants
1	2001-02	23.00	52,530
2	2002-03	48.80	99,675
3	2003-04	78.90	1,03,285
4	2004-05	82.70	70,970
5	2005-06	49.50	1,06,088
6	2006-07	20.40	58,962
7	2007-08	17.79	36,862
8	2008-09	47.64	74,589
Total		398.73	7,32,961